
College of Computing 1986-2001

**NORMATIVE DATA FOR THE C.I.O.S.
(COURSE / INSTRUCTOR OPINION SURVEY)**



Illustration of Stability of Norm Data for the College of Computing 1986-2001

Class Size: Less than 16

Data	Item	N	Median	Cut1	Cut 2	Cut 3	Cut 4
42 Terms	24	395	4.44	3.99	4.23	4.50	4.75
43 Terms	24	399	4.44	3.99	4.23	4.50	4.75
42 Terms	C1	395	4.22	3.93	4.13	4.33	4.58
43 Terms	C1	399	4.22	3.93	4.13	4.33	4.59
42 Terms	C2	395	4.45	4.09	4.37	4.58	4.76
43 Terms	C2	399	4.45	4.09	4.37	4.59	4.76
42 Terms	C3	395	4.14	3.72	4.05	4.26	4.52
43 Terms	C3	399	4.14	3.72	4.05	4.26	4.53

Class Size: 16-35

Data	Item	N	Median	Cut1	Cut 2	Cut 3	Cut 4
42 Terms	24	879	4.17	3.76	4.06	4.27	4.58
43 Terms	24	918	4.17	3.73	4.04	4.25	4.57
42 Terms	C1	879	4.03	3.65	3.91	4.14	4.37
43 Terms	C1	918	4.03	3.63	3.90	4.13	4.37
42 Terms	C2	879	4.16	3.85	4.06	4.27	4.58
43 Terms	C2	918	4.15	3.83	4.06	4.26	4.57
42 Terms	C3	879	3.96	3.51	3.84	4.06	4.27
43 Terms	C3	918	3.94	3.47	3.82	4.04	4.26

Illustration of Stability of Norm Data for the College of Computing 1986-2001

Class Size: 36-99

Data	Item	N	Median	Cut1	Cut 2	Cut 3	Cut 4
42 Terms	24	863	4.11	3.72	3.99	4.21	4.46
43 Terms	24	921	4.10	3.69	3.99	4.20	4.44
42 Terms	C1	863	4.00	3.65	3.89	4.08	4.28
43 Terms	C1	921	4.00	3.62	3.87	4.08	4.27
42 Terms	C2	863	4.14	3.84	4.06	4.23	4.43
43 Terms	C2	921	4.13	3.82	4.05	4.22	4.42
42 Terms	C3	863	3.98	3.56	3.87	4.07	4.26
43 Terms	C3	921	3.97	3.51	3.85	4.06	4.25

Class Size: Greater than 99

Data	Item	N	Median	Cut1	Cut 2	Cut 3	Cut 4
42 Terms	24	102	3.54	2.95	3.31	3.71	4.02
43 Terms	24	107	3.55	2.96	3.33	3.71	4.02
42 Terms	C1	102	3.52	3.17	3.42	3.58	3.91
43 Terms	C1	107	3.52	3.17	3.42	3.58	3.91
42 Terms	C2	102	3.60	3.12	3.42	3.70	4.01
43 Terms	C2	107	3.63	3.12	3.48	3.71	4.01
42 Terms	C3	102	3.57	3.12	3.47	3.63	3.89
43 Terms	C3	107	3.58	3.12	3.49	3.65	3.91

LEGEND

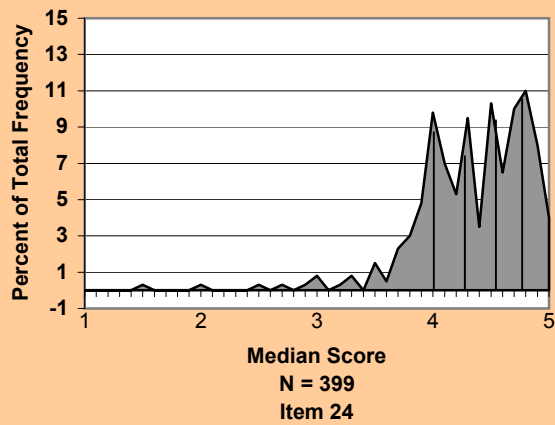
C1 is Preparation & Presentation = Items 10, 11, 13, 15, 18
 C2 is Interaction with Students = Items 14, 19, 20, 21, 22
 C3 is Assessment of Student Performance = Items 12, 16, 17, 23
 Item 24 = The instructor was an effective teacher.

Note: In the "Data" column, "Terms" refers to quarters for every term previous to Fall 1999 and to semesters for every term starting with Fall 1999.

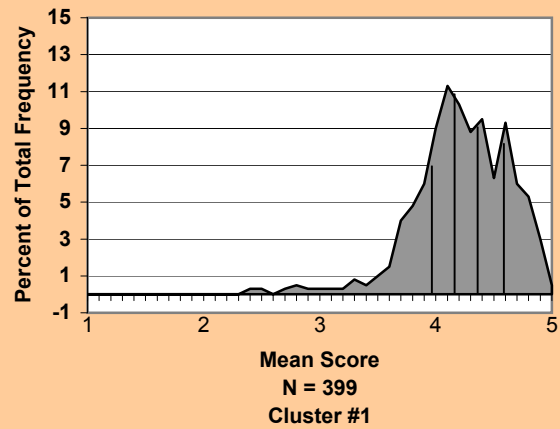
Norm Data for the College of Computing 1986-2001

CLASS SIZE: LESS THAN 16

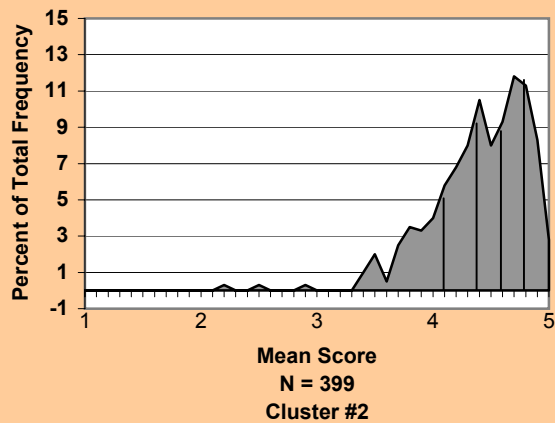
Instructor was an Effective Teacher



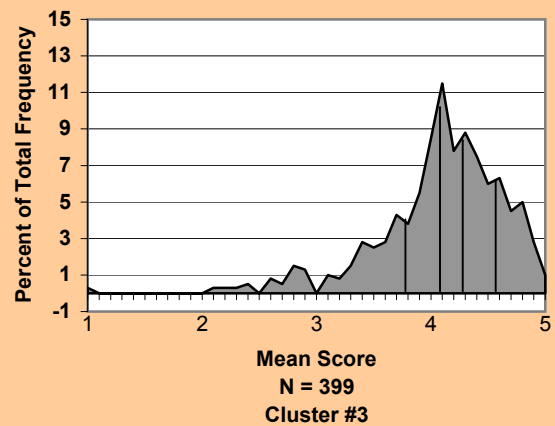
Preparation and Presentation of Course



Interaction With Students



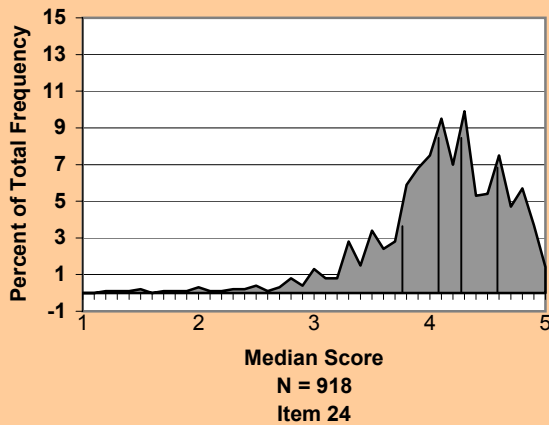
Assessment of Student Performance



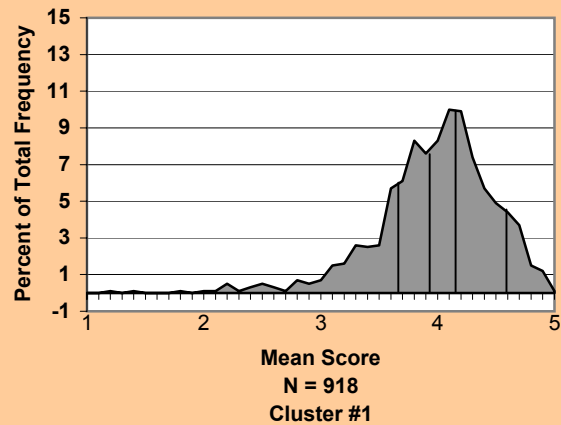
Norm Data for the College of Computing 1986-2001

CLASS SIZE: 16 - 35

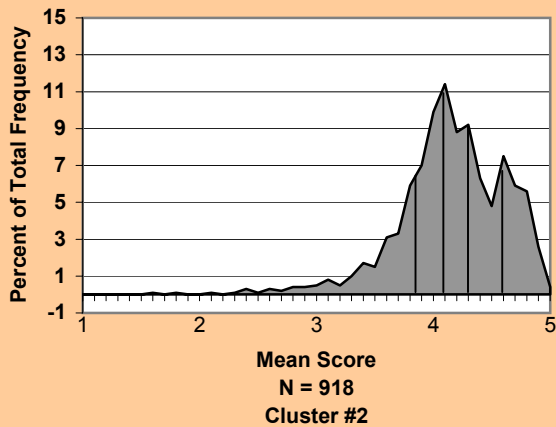
Instructor was an Effective Teacher



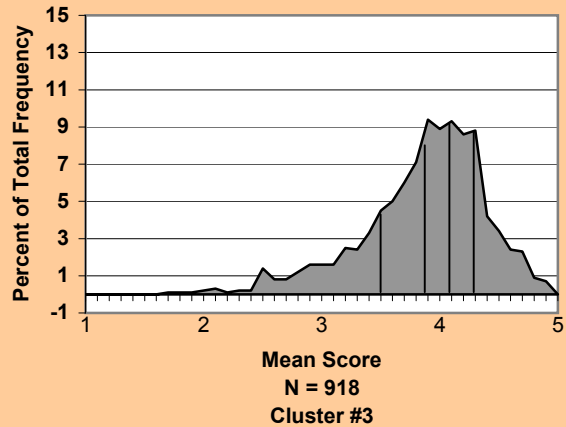
Preparation and Presentation of Course



Interaction With Students



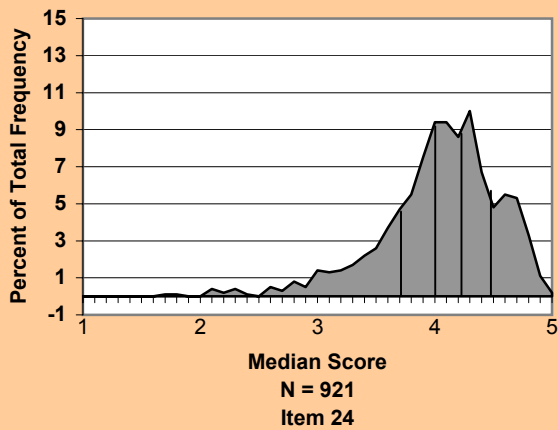
Assessment of Student Performance



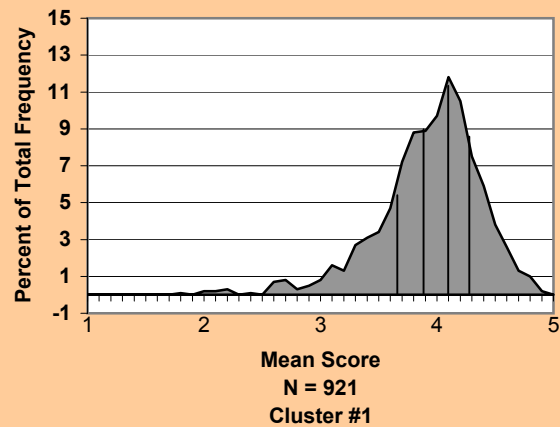
Norm Data for the College of Computing 1986-2001

CLASS SIZE: 36 - 99

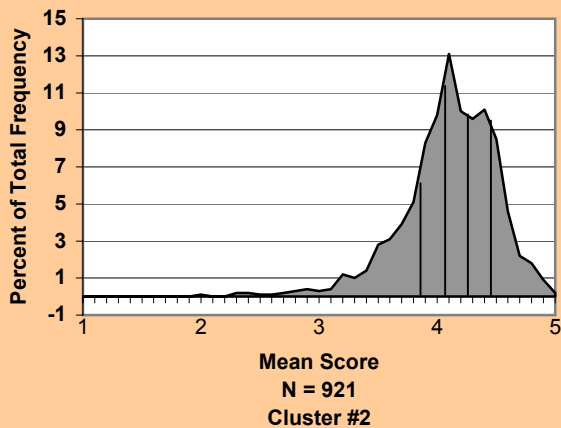
Instructor was an Effective Teacher



Preparation and Presentation of Course



Interaction With Students



Assessment of Student Performance

