
College of Engineering 1986-2001

**NORMATIVE DATA FOR THE C.I.O.S.
(COURSE / INSTRUCTOR OPINION SURVEY)**



Illustration of Stability of Norm Data for the College of Engineering 1986-2001

Class Size: Less than 16

Data	Item	N	Median	Cut1	Cut 2	Cut 3	Cut 4
42 Terms	24	3281	4.30	3.91	4.16	4.47	4.73
43 Terms	24	3317	4.30	3.91	4.16	4.47	4.73
42 Terms	C1	3281	4.17	3.81	4.06	4.26	4.54
43 Terms	C1	3317	4.17	3.81	4.06	4.26	4.53
42 Terms	C2	3281	4.37	4.01	4.26	4.47	4.68
43 Terms	C2	3317	4.37	4.01	4.26	4.47	4.68
42 Terms	C3	3281	4.12	3.79	4.02	4.20	4.45
43 Terms	C3	3317	4.12	3.79	4.02	4.20	4.45

Class Size: 16-35

Data	Item	N	Median	Cut1	Cut 2	Cut 3	Cut 4
42 Terms	24	5772	4.21	3.85	4.10	4.32	4.62
43 Terms	24	5900	4.21	3.85	4.10	4.32	4.63
42 Terms	C1	5772	4.10	3.75	4.00	4.18	4.40
43 Terms	C1	5900	4.10	3.75	4.00	4.18	4.40
42 Terms	C2	5772	4.24	3.92	4.14	4.34	4.56
43 Terms	C2	5900	4.24	3.92	4.14	4.34	4.56
42 Terms	C3	5772	4.04	3.72	3.95	4.12	4.30
43 Terms	C3	5900	4.04	3.72	3.95	4.12	4.30

Illustration of Stability of Norm Data for the College of Engineering 1986-2001

Class Size: 36-99

Data	Item	N	Median	Cut1	Cut 2	Cut 3	Cut 4
42 Terms	24	6613	4.12	3.74	4.00	4.22	4.50
43 Terms	24	6764	4.12	3.74	4.00	4.22	4.50
42 Terms	C1	6613	4.02	3.67	3.93	4.10	4.29
43 Terms	C1	6764	4.02	3.67	3.93	4.10	4.29
42 Terms	C2	6613	4.11	3.79	4.01	4.19	4.41
43 Terms	C2	6764	4.11	3.79	4.01	4.19	4.41
42 Terms	C3	6613	3.99	3.65	3.90	4.06	4.22
43 Terms	C3	6764	3.99	3.65	3.90	4.06	4.22

Class Size: Greater than 99

Data	Item	N	Median	Cut1	Cut 2	Cut 3	Cut 4
42 Terms	24	378	4.00	3.56	3.89	4.09	4.40
43 Terms	24	387	3.99	3.55	3.88	4.08	4.40
42 Terms	C1	378	3.89	3.51	3.80	3.98	4.21
43 Terms	C1	387	3.89	3.51	3.80	3.98	4.21
42 Terms	C2	378	4.00	3.62	3.90	4.10	4.35
43 Terms	C2	387	3.99	3.60	3.89	4.09	4.34
42 Terms	C3	378	3.93	3.59	3.84	3.99	4.13
43 Terms	C3	387	3.93	3.59	3.84	3.99	4.12

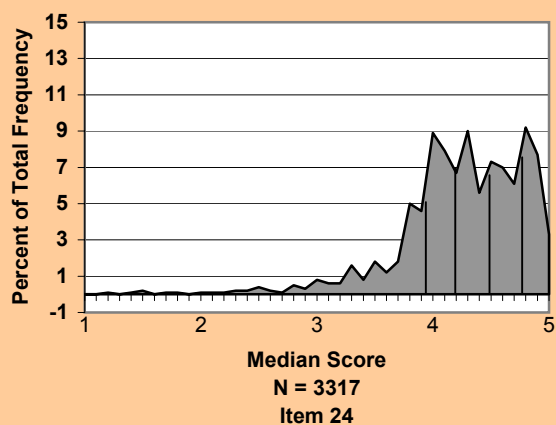
LEGEND

C1 is Preparation & Presentation = Items 10, 11, 13, 15, 18
 C2 is Interaction with Students = Items 14, 19, 20, 21, 22
 C3 is Assessment of Student Performance = Items 12, 16, 17, 23
 Item 24 = The instructor was an effective teacher.

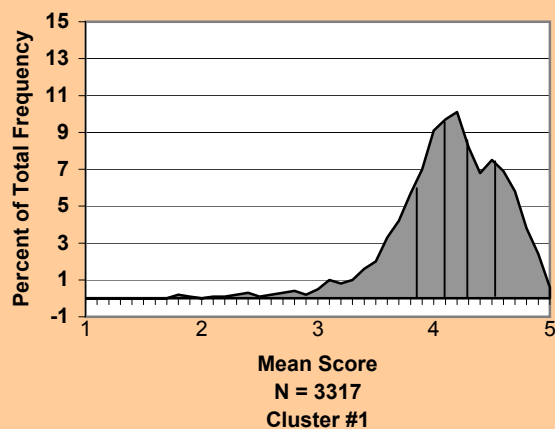
Note: In the "Data" column, "Terms" refers to quarters for every term previous to Fall 1999 and to semesters for every term starting with Fall 1999.

CLASS SIZE: LESS THAN 16

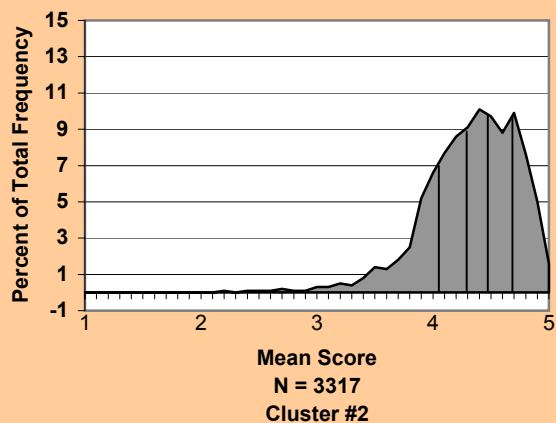
Instructor was an Effective Teacher



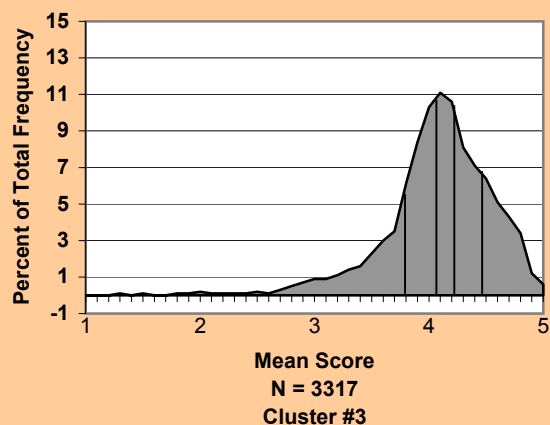
Preparation and Presentation of Course



Interaction With Students



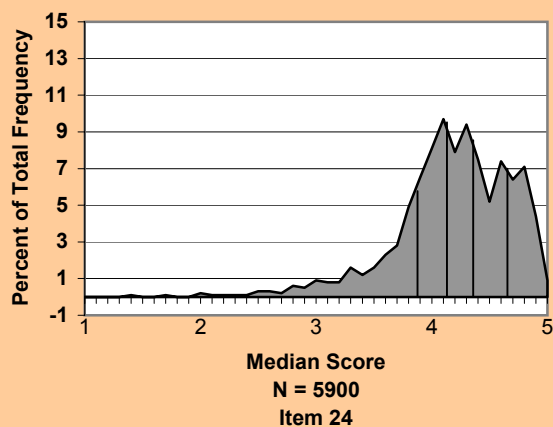
Assessment of Student Performance



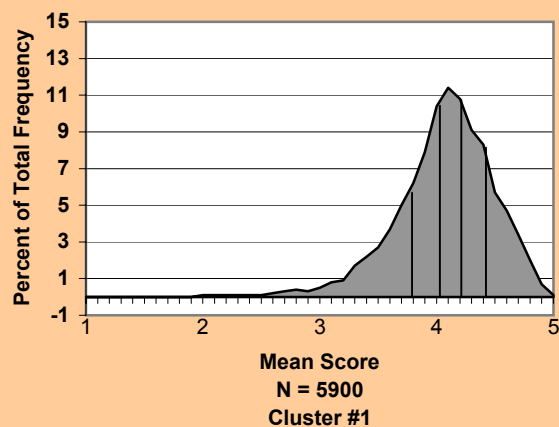
Norm Data for the College of Engineering 1986-2001

CLASS SIZE: 16 - 35

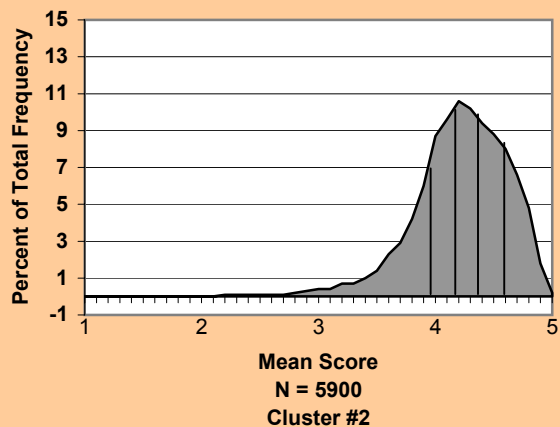
Instructor was an Effective Teacher



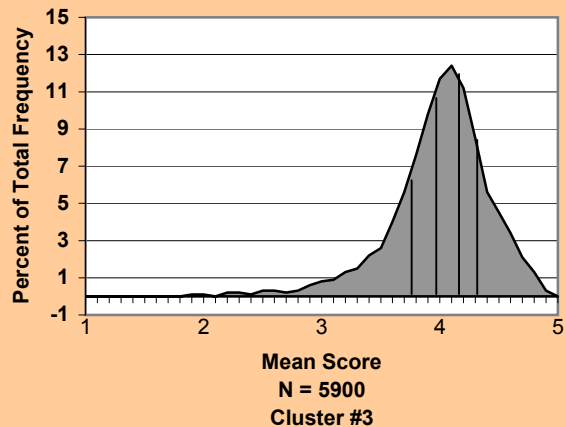
Preparation and Presentation of Course



Interaction With Students



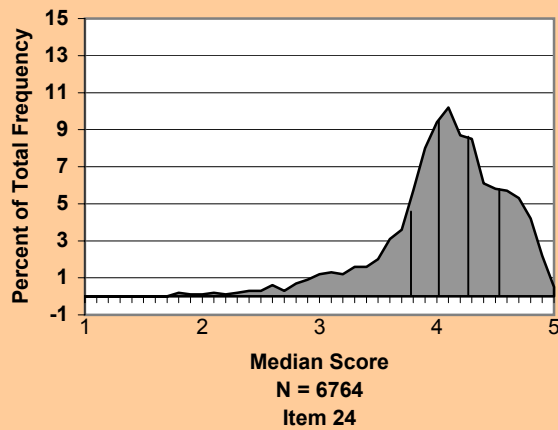
Assessment of Student Performance



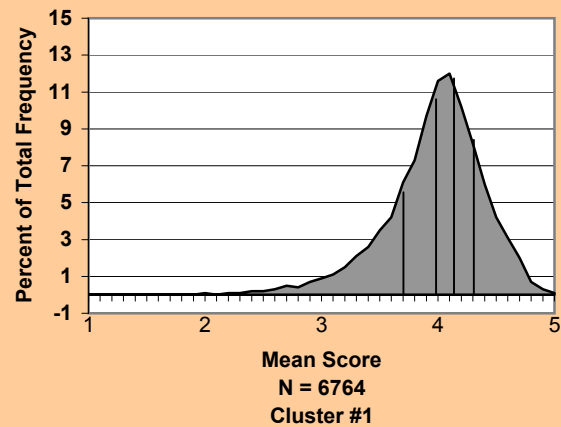
Norm Data for the College of Engineering 1986-2001

CLASS SIZE: 36 - 99

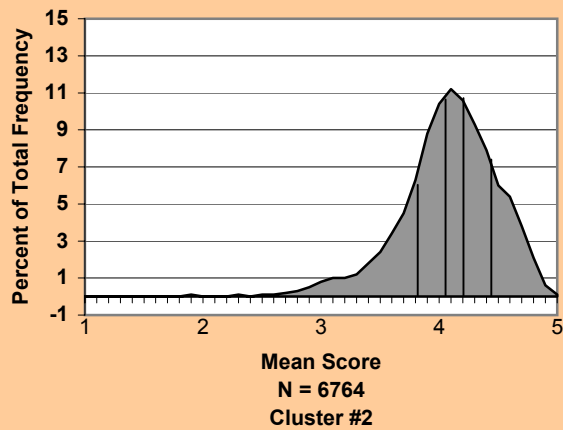
Instructor was an Effective Teacher



Preparation and Presentation of Course



Interaction With Students



Assessment of Student Performance

